



### District Report Card: 2017


<b>State:</b> Arunachal Pradesh	<b>District:</b> Kra Daadi
<b>Class:</b> 5	<b>Subject:</b> Language
<b>Schools:</b> 59	<b>Students:</b> 330


### Participation/Coverage


#### Students

<div>GENDER</div> <div></div>	Boys				Girls			
	Number		%		Number		%	
	182		55.15		148		44.85	

<div>AREA</div> <div></div>	Rural				Urban			
	Number		%		Number		%	
	295		89.39		35		10.61	

<div>CATEGORY</div> <div></div>	SC		ST		OBC		GEN	
	Number	%	Number	%	Number	%	Number	%
	0	0.00	328	99.39	0	0.00	2	0.61

<div>CWSN</div> <div></div>	LD	VI	HI	S&LD	ID	Oth
	0	0	4	3	0	10

<div>Management</div> <div></div>	Government			Government-aided		
	Number		%	Number		%
	315		95.45	15		4.55

### Average Performance of Students in Language (%)

Overall	Gender		Area		Management		Social Group			
	Male	Female	Rural	Urban	Govt.	Aided	SC	ST	OBC	GEN
50.67	52.20	48.78	50.51	52.00	49.90	66.67	0.00	50.75	0.00	36.67

## Performance on Learning Outcomes (LOs)

Learning Outcomes	Description	Average Performance(%)
L504	Reads and comprehends independently storybooks, news items/ headlines, advertisements etc.	47.15
L508	Reads text with comprehension, locates details and sequence of events	52.42

Range of Performance of Students who Answered Correctly							
Below 30%		30% - 50%		50% - 75%		Above 75%	
Number	%	Number	%	Number	%	Number	%
60	18.18	120	36.36	105	31.82	45	13.64

## Lowest Performing Learning Outcomes (LOs)

- 1 - Reads and comprehends independently storybooks, news items/ headlines, advertisements etc. (47.15)
- 2 - Reads text with comprehension, locates details and sequence of events (52.42)